

WSR Interlocked Receptacle

With Enclosed Disconnect Switch

600 Vac, 250 Vdc, 30, 60, 100 Amp, 50/60 Hz, Fused and Non-fused for use with Powertite™ ACP and CPH plugs.


NEC/CEC :
NEMA 3, 3R, 4, 4X, 12

Applications

- Designed for use in raintight or watertight, non-hazardous, heavy duty applications where a service outlet is required for portable or fixed electrical equipment such as:
 - Welders
 - Generators
 - Compressors
 - Infrared ovens
 - Batch feeders
 - Conveyors
 - Truck terminals
 - Marine docks
- Ideally suited for use in industrial plant applications such as:
 - Automotive and steel processing plants
 - Pulp and paper processing plants
 - Milk processing plants and creameries
 - Fabrication yards and shipyards
 - Refrigerated truck terminals

Features

- For use where an interlocked disconnect switch is desired to control a Powertite™ receptacle and insertion or removal of plug. Interlock prohibits plug insertion or removal under load. Plug is secured in place by interlock and cannot be withdrawn unless interlock release lever is actuated.
- Spring door standard and screw cap provided at no additional cost to meet NEMA 3, 3R, 4, 4X applications.
- The Square D® F-Series offers the latest in switch technology: An operating mechanism designed to endure at least three times the number of operations required by NEMA and UL standards; modular componentry designed for quick and easy maintenance; and visible blades for an extra measure of safety while the low mass cam allows greater blade operating speed and reduced mechanical wear.
- Insulated, dual-color polymer operating handle clearly indicates the switch being energized.
- Utilizes Style 2 (shell and extra pole) grounding and 3-wire, 4-pole receptacle wiring.
- Removable hinged cover allows for ease of installation and maintenance.
- Class H and K fusing standard on WSR. Product can be retrofitted with Class J fusing or Class R with fuse kit.
- Short circuit withstand rated to 200,000 RMS symmetrical Amps (Class R and J Fusing).
- Stainless Steel captive spring out quad lead cover bolts for easy access and corrosion resistance.
- Conduit entry is drilled and tapped to 1-1/2". Reducer bushings 1-1/2" – 1-1/4" and 1-1/2" – 1" provided at no additional cost.
- Stainless steel key-hole mounting feet for easy installation.
- Unit is equipped with defeatable door interlock which allows emergency access when switch is energized.
- Cover can be padlocked closed.
- Operating handle can be locked in the "OFF" or "ON" position.
- Dead front design: receptacle is not energized until plug is fully inserted and switch is engaged.
- Wire size for 30 and 60 Amp models is #14 to #2 AWG. For 100 Amp models it is #14 to #1/0 AWG.



WSR Cast Aluminum Enclosure

Standard Materials and Finishes

- Receptacle assembly: copperfree (4/10 of 1% max.) aluminum with epoxy powder coating inside and outside
- WSR enclosure: copperfree aluminum with epoxy powder coating inside and outside
- Operating handle: high impact polymer
- WSR hardware: stainless steel

NEC/CEC Certifications and Compliances

- UL Standard: UL 98, UL 50E, UL 1682, UL 1686
- UL Listed: E145917, E160652
- CSA Standard: C22.2 No.4, C22.2 No. 182.1
- CSA Certified: 025875

Related Products

- Uses standard Powertite™ ACP or CPH plugs for wide acceptability.

■ Square D is a registered trademark of Schneider Electric.

UL Classified for use with Crouse-Hinds Arkite® plugs. Arkite is a registered trademark of Cooper Crouse-Hinds.

WSR Interlocked Receptacle

With Enclosed Disconnect Switch

600 Vac, 250 Vdc, 30, 60, 100 Amp, 50/60 Hz, Fused and Non-fused for use with Powertite™ ACP and CPH plugs.

NEC/CEC :
NEMA 3, 3R, 4, 4X, 12

PLUGS AND RECEPTACLE S/N NEC/CEC ORDINARY LOCATION

APPLETON™

Amp	Wire Size AWG	Fusing ①	HP at 600 Vac Std/Max 3–Phase	Without Viewing Window	With Viewing Window	Field Installable Aux. Contacts 1 or 2 NO/NC		Mating Plug
Cast Aluminum Enclosure — NEMA 3, 3R, 4, 4X, 12 *								
30	#14 to #2	Fused	7.5/20	WSR3352	N/A	WSAUX1	WSAUX2	ACP3034BC
		Non-Fused	30	WSR33542	N/A	WSAUX1	WSAUX2	ACP3034BC
60	#6 to #2	Fused	15/50	WSR6352	N/A	WSAUX1	WSAUX2	ACP6034BC
		Non-Fused	60	WSR63542	N/A	WSAUX1	WSAUX2	ACP6034BC
100	#4 to #1/0	Fused	30/75	WSR10352	N/A	WSAUX1	WSAUX2	ACP1034CD
		Non-Fused	75	WSR103542	N/A	WSAUX1	WSAUX2	ACP1034CD

Square D Auxiliary Contacts for WSR Disconnect Switch *

Interlock Type	50 or 60 Hz Vac	Make	Break	Cont.	Vdc	Make and Break	Cont.	Catalog Number
1 NO/1 NC CONTACT	120	40A	15A	15A	115	0.50A	15A	WSAUX1
	240	20A	10A	15A	230	0.25A	15A	
	480	10A	6A	15A	—	—	—	
	600	8A	5A	15A	600	0.05A	15A	
2 NO/2 NC CONTACTS	120	30A	3.0A	10A	115	1.0A	10A	WSAUX2
	240	15A	1.5A	10A	230	0.30A	10A	
	480	7.5A	.75A	10A	—	—	—	
	600	6.0A	.60A	10A	600	0.10A	10A	

① Fuses not included in fused products. Class H and K fusing standard on WSR. Product can be retrofitted with Class J fusing or Class R with fuse kit.

■ Standard Square D F-Series Disconnect Switch.

✦ Single pole single throw interlock kits are rated 1/2 HP @ 110 and 220 Vac. WSAUX1 utilizes a 9007A01 limit switch. WSAUX2 utilizes a 9007C03 limit switch.

WSR Interlocked Receptacle

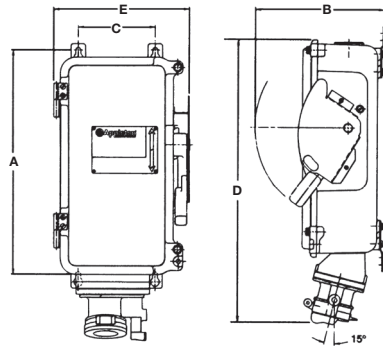
With Enclosed Disconnect Switch

600 Vac, 250 Vdc, 30, 60, 100 Amp, 50/60 Hz, Fused and Non-fused for use with Powertite™ ACP and CPH plugs.

NEC/CEC:
NEMA 3, 3R, 4, 4X, 12

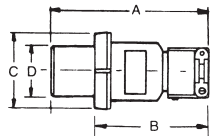
Dimensions in Millimeters (Inches)

WSR Interlocked Receptacle — with Enclosed Switch



Catalog Number	Dimensions in Millimeters (Inches)				
	A	B	C	D	E
WSR3352, WSR33542, WSR6352 WSR63542, WSR103542	488.9 (19.25)	279.4 (11.00)	166.6 (6.56)	617.9 (24.33)	293.6 (11.56)
WSR10352	581.1 (22.88)	279.4 (11.00)	166.6 (6.56)	617.9 (24.33)	293.6 (11.56)

ACP Plug



Amp	No. Poles	Dimensions in Millimeters (Inches)			
		A	B	C	D
30	2,3,4	152.4 (6.00)	120.6 (4.75)	79.5 (3.13)	47.2 (1.86)
60	4	198.3 (7.81)	125.4 (4.94)	96.7 (3.81)	64.7 (2.55)
100	4	266.7 (10.50)	168.4 (6.63)	107.9 (4.25)	69.0 (2.72)